

ok



Ref: GHAIL/Board/2024 –171

November 14, 2024

The Chairman

Bangladesh Securities and Exchange Commission
Securities Commission Bhaban
E-6/C, Agargaon
Sher-e-Bangla Nagar Administrative Area
Dhaka-1207, Bangladesh.

Subject: Submission of Un-audited Consolidated Financial Statements for 1st Quarter ended on September 30, 2024 of Golden Harvest Agro Industries Limited.

Dear Sir,

This is to notify that the Board of Directors of **Golden Harvest Agro Industries Ltd. ("GHAIL")** in its 171st meeting of the Board of Directors held on September 14, 2024 at 5:00 pm and ends at 10:00 pm. The following decisions has adopted based on its Un-audited Financial Statements among others for the first quarter ended on September 30, 2024:

Un-audited Consolidated Financial Position of the Company as under:

Particulars	1st Quarter, FY 2024-2025	1st Quarter, FY 2023-2024
NAV in BDT	12.76	13.41
EPS in BDT	(0.08)	0.01
NOCFPS in BDT	0.99	0.32
No of Share	215,837,621	215,837,621

With thanks and regards,

On behalf of Golden Harvest Agro Industries Limited,


Mohammad Jafar Ali, FCS
Company Secretary




Mir Rashidul Haque
Chief Financial Officer

Copy to:

- The Managing Director, Dhaka Stock Exchange PLC.
- The Managing Director, Chittagong Stock Exchange PLC.
- The Managing Director, Central Depository Bangladesh Limited.





Golden Harvest Agro Industries Limited

**Consolidated Un-Audited Financial Statements
For the period ended 30 September 2024**

Golden Harvest Agro Industries Limited
Consolidated Statement of Financial Position (Un-Audited)
As at 30 September 2024

	Amount in BDT	
	30-Sep-24	30-Jun-24
ASSETS		
Non-current assets	3,025,998,601	3,078,960,021
Property, plant and equipment (PPE)	1,921,036,963	1,910,869,911
Right-of-use (ROU) assets	4,673,043	5,032,508
Intangible assets	61,579,553	63,158,516
Biological assets	94,896,008	104,281,327
Capital work in progress	696,014,455	696,014,455
Investment in associates	247,798,579	299,603,304
Current assets	1,872,652,374	2,037,816,608
Inventories	470,167,791	497,493,200
Advances, deposits and prepayments	299,529,747	320,105,913
Trade and other receivables	867,797,992	948,812,445
Cash and cash equivalents	235,156,844	271,405,050
TOTAL ASSETS	4,898,650,975	5,116,776,629
EQUITY AND LIABILITIES		
Shareholders' equity	2,754,575,685	2,695,593,661
Share capital	2,158,376,210	2,158,376,210
Revaluation surplus	217,216,709	215,304,188
Retained earnings	378,982,766	321,913,263
Non controlling interest (NCI)	(1,994,820)	(20,879,991)
Total shareholder's equity	2,752,580,865	2,674,713,670
Non-current liabilities	946,780,724	1,166,512,867
Long term loans	920,185,549	1,114,692,547
Deferred tax liability	21,565,065	46,790,210
Lease liabilities	5,030,110	5,030,110
Current liabilities	1,199,289,386	1,275,550,092
Accounts and other payables	29,543,496	31,159,704
Accruals and provisions	163,934,780	148,545,036
Unclaimed Dividend Account	3,681,014	3,681,014
Short term loans	661,938,110	726,531,361
Current portion of long term loans	339,862,405	364,357,845
Current portion of Lease liabilities	329,581	1,275,132
TOTAL EQUITY AND LIABILITIES	4,898,650,975	5,116,776,629
Number of share used to calculate NAV	215,837,621	215,837,621
Net asset value per share	12.76	12.49

(Director

Chief Financial Officer

E. Z. Chummy
Chairman

Managing Director


Company Secretary

Golden Harvest Agro Industries Limited
Un-Audited Consolidated Statement of Profit or Loss and Other Comprehensive Income
For the period ended 30 September 2024

	Amount in BDT	
	01 July 2024 to 30 Sep. 2024	01 July 2023 to 30 Sep. 2023
Revenue	205,976,566	284,539,877
Cost of goods sold	(117,545,197)	(164,385,623)
Gross profit	88,431,369	120,154,254
Operating expenses	(51,550,817)	(48,311,658)
Administrative expenses	(14,256,454)	(10,918,559)
Selling and distribution expenses	(37,294,363)	(37,393,099)
Other operating gain	2,906,710	2,557,853
Fair value adjustments of biological assets	777,700	-
Profit from operations	40,564,962	74,400,449
Finance income	303,412	1,003,754
Finance expenses	(32,048,947)	(40,224,306)
Net profit from operation	8,819,427	35,179,897
Contribution to WPPF	(382,939)	(2,078,836)
Income before share of non-consolidated companies	8,436,488	33,101,061
Share of profit / (loss) from associates	(55,963,573)	(29,883,516)
Net profit before tax	(47,527,085)	3,217,545
Income tax expenses	27,806,977	(4,245,053)
Net profit after tax	(19,720,108)	(1,027,508)
Non controlling interest (NCI)	1,994,820	1,479,335
Net profit after tax attributable to ordinary shareholders	(17,725,288)	451,827
Other comprehensive income	-	-
Total comprehensive income	(17,725,288)	451,827
Number of share used to calculate EPS	215,837,621	215,837,621
Earnings per share(EPS)	(0.08)	0.01


 Director


 Chairman


 Managing Director



 Chief Financial Officer



 Company Secretary


Golden Harvest Agro Industries Limited
Consolidated Statement of Changes in Equity (Un-Audited)
For the period ended September 30, 2024


Particulars	Amount in BDT				
	Share capital	Revaluation surplus	Retained earnings	Non controlling interest (NCI)	Total
Balance as at 01.07.2023	2,158,376,210	218,256,325	516,628,845	(12,501,746)	2,880,759,635
Deferred tax adjustment on revaluation surplus	-	233,914	-	-	233,914
Depreciation adjustment on revaluation surplus	-	(1,039,616)	1,039,616	-	-
Paid to Cash Dividend	-	-	-	-	-
Net profit after tax	-	-	1,944,271	-	1,944,271
Share of non controlling Interest	-	-	-	(1,479,335)	(1,479,335)
Balance as at 30.09.2023	2,158,376,210	217,450,623	519,612,732	(13,981,081)	2,881,458,486


Particulars	Amount in BDT				
	Share capital	Revaluation surplus	Retained earnings	Non controlling interest (NCI)	Total
Balance as at 01.07.2024	2,158,376,210	215,304,188	321,913,263	(20,879,991)	2,674,713,670
Deferred tax adjustment on revaluation surplus	-	-	-	-	-
Depreciation adjustment on revaluation surplus	-	1,912,521	(1,912,521)	-	-
Paid to Cash Dividend	-	-	-	-	-
Correction of prior year error	-	-	-	-	-
Net profit after tax	-	-	78,702,133	20,879,991	99,582,124
Share of non controlling Interest	-	-	(19,720,108)	-	(19,720,109)
Balance as at 30.09.2024	2,158,376,210	217,216,709	378,982,766	(1,994,820)	2,752,580,865


Director


Chairman

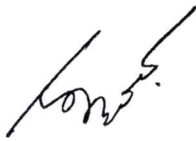

Managing Director


Company Secretary


Chief Financial Officer

Golden Harvest Agro Industries Limited
Consolidated Statement of Cash Flows
For the year ended 30 June 2024

	Amount in BDT	
	01 July 2024 to 30 Sep 2024	01 July 2023 to 30 Sep 2023
Cash flows from operating activities		
Collections from customers and others	350,995,589	262,937,313
Payments for operating costs and other expenses	(134,905,857)	(189,834,624)
Tax paid	(3,155,866)	(3,913,799)
Net cash generated from operating activities	212,933,866	69,188,890
Cash flows from investing activities		
Acquisitions of property, plant and equipment	-	(3,473,820)
Acquisitions of intangible assets	-	-
Acquisitions / proceed from Biological assets	-	138,515
Capital work in progress	-	(10,271,540)
Advance finance to contract farmers, sister concern & others	(8,500,700)	4,262,033
Net cash used in investing activities	(8,500,700)	(9,344,812)
Cash flows from financing activities		
Payment against finance lease	(945,551)	(301,315)
Borrowings from banks/financial institutions	(207,686,875)	(19,897,194)
Finance cost paid	(32,048,947)	(39,572,277)
Refund of Undistributed Refund warrant	-	-
Issuance of right share	-	-
Payment of cash dividend	-	(14,029)
Net cash provided from financing activities	(240,681,373)	(59,784,815)
Net changes in cash and cash equivalents	(36,248,207)	59,260
Cash and cash equivalents at the beginning of the year	271,405,050	275,938,105
Disposal of subsidiary company	-	-
Cash and cash equivalents at the end of the year	235,156,844	275,997,365
Number of share used to calculate NOCFPS	215,837,621	215,837,621
Net operating cash flow per share (NOCFPS)	0.99	0.32



Director



Chairman



Managing Director



Chief Financial Officer



Company Secretary

